

Carl G. Washburne

CAMPGROUND



Carl G. Washburne Memorial State Park

On US 101, 14 miles N of Florence
93111 Highway 101 N, Florence, OR 97439
541-547-3416



Latitude: 44.160252 N
Longitude: -124.115074 W

Reserve early! Reserve yurts two days to nine months in advance by phone, Reservations Northwest (1-800-452-5687), or online through www.oregonstateparks.org.

Nestled in the forest east of U.S. 101, Carl G. Washburne Memorial State Park's creekside campground is just north of scenic Heceta Head and about 10 miles south of Cape Perpetua.

Year-Round Camping

- 51 full hookup sites (sewer, electricity, water)
- 7 electrical sites (with water)
- 7 walk-in tent sites
- 2 yurts
- Picnic tables, fireplaces
- Flush toilets and hot showers
- RV dump station in day-use area (please use for dumping a full holding tank instead of campsite connection)
- Hiker/biker camp
- Firewood for sale

NOTE: All full hookup and tent campsites are available on a first-come, first-served basis. All RV sites have 20, 30 or 50 amp electrical service.

Universal Access

Site no. 30 accessible to campers with disabilities.

Camping Rates

Rates are subject to change. You can find up-to-date information by calling 1-800-551-6949, or visiting www.oregonstateparks.org.

Discovery Season

From October 1–April 30, you can rent a full, electric or tent site for less. At most state parks, including Carl Washburne, you can save \$4 off summer rates.

Yurts!

Enjoy the year-round comforts of a domed tent with structural support, a hardwood floor, lockable wooden door, lights, heating, and beds with vinyl covered mattresses. A bunk bed sleeps three, and a futon couch sleeps two. A fire ring, and a picnic table are right outside. Pets are not permitted in the Washburne yurts.

Need to cancel your reservation? Follow this guideline: If your reservation is for today or tomorrow, call 541-547-5429. Otherwise, call Reservations Northwest at 1-800-452-5687.

On the Beach

Park visitors have easy access to three miles of sandy ocean beach. The park has a beachside day-use area with picnic facilities west of the highway, and trails lead to the beach north and south from the campground. During the summer, naturalists help visitors explore tidepools and show them where to look for marine life such as sea anemones, sea star, eel and sea biscuits. Vehicles are prohibited on the beach from the north Lane County line to a point south of Heceta Head.

Hike the Wild Side

A six-mile, round-trip hike to Heceta Head Lighthouse begins near the campground on the Valley Trail segment, and follows China Creek to a meadow. Keep an eye open for Roosevelt elk and other wildlife. After crossing the highway, you meet up with the Hobbit Trail, which leads to the beach. Watch for the junction with the Heceta Head Trail, a two-mile segment of the Oregon Coast Trail. Hike this steep, winding path to the lighthouse, and enjoy outstanding views.

Heceta Head Lighthouse

NOTE: The lighthouse tower closed in February 2012 for a major restoration and renovation project. It is expected to remain closed for approximately 2-years. The state park and hiking trails remain open.

Perhaps the most photographed lighthouse on the Oregon coast, Heceta Head Lighthouse sits 205 feet above the Pacific. Its dramatic cliffside setting is the focal point of Heceta Head Lighthouse State Scenic Viewpoint, a day-use area with picnic sites and access to an inviting beach and tidepools.

The lighthouse was built in the early 1890s, and its light began shining March 30, 1894. The beacon was automated in 1963, eliminating the need for an on-site

Park Information:

1-800-551-6949

www.oregonstateparks.org

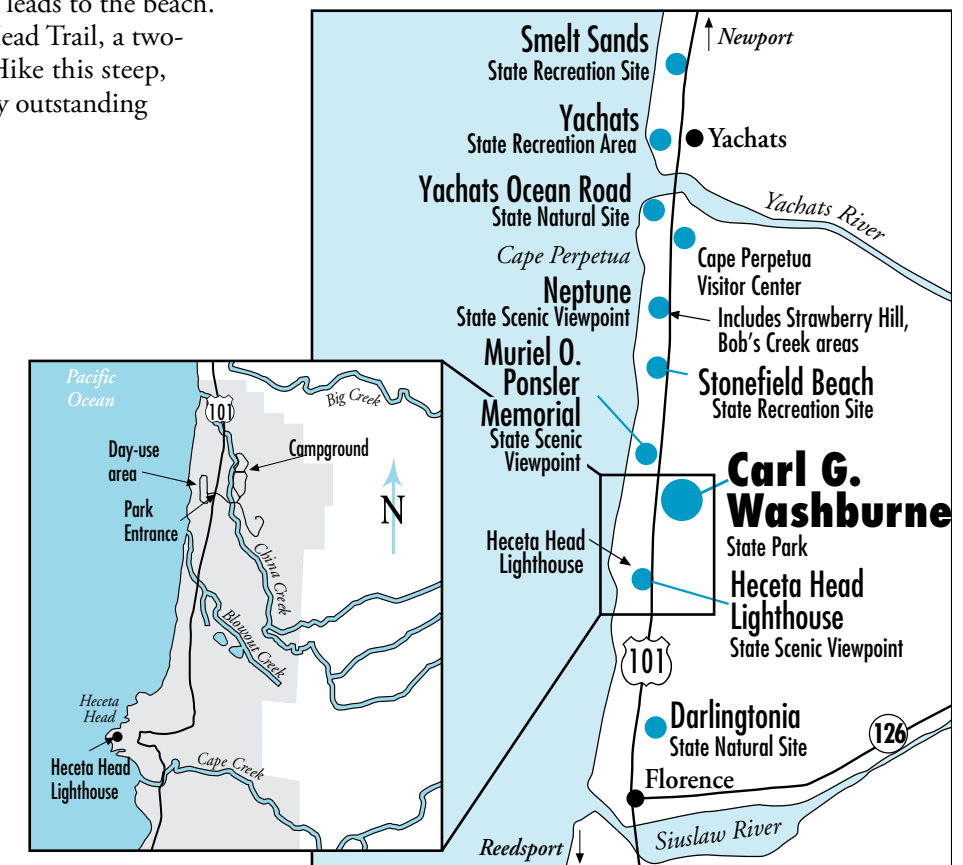
63400-8321 (2/12)

keeper. A first order Fresnel lens produces the strongest-rated light on the Oregon coast—a light seen from more than 20 miles out to sea.

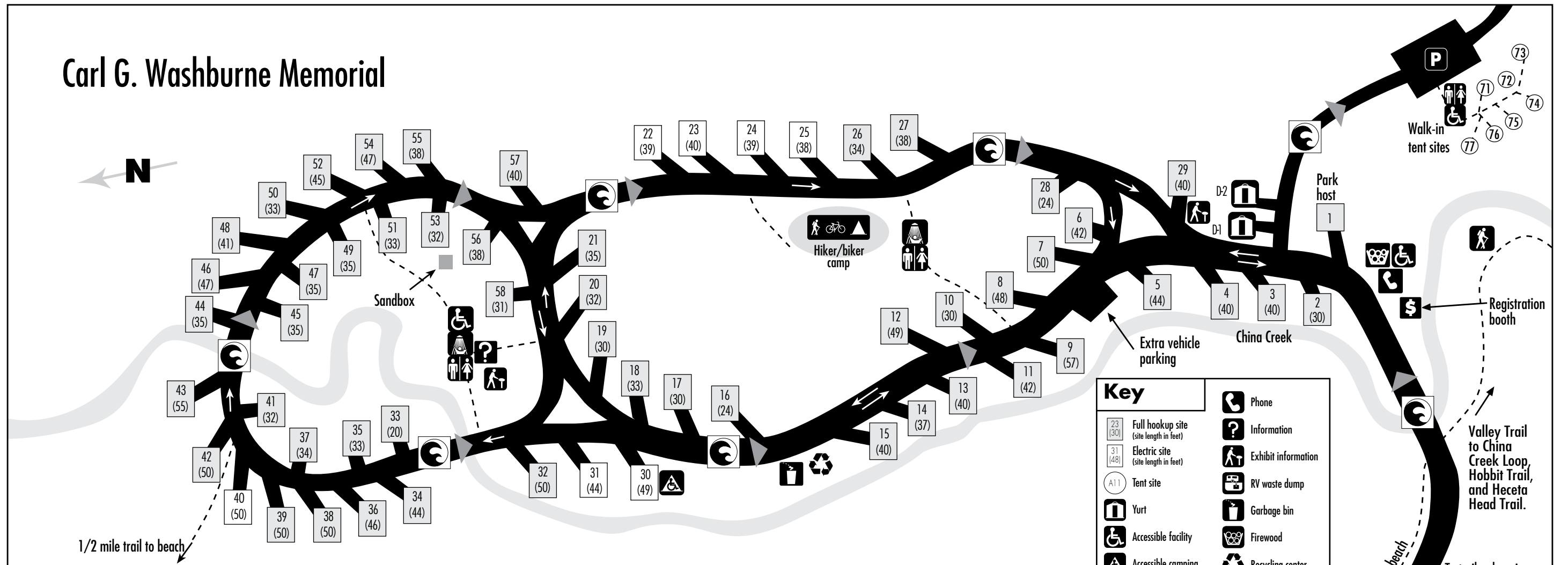
For information on interpretive program schedules or to arrange special group programs call 541-547-3416.

Day-Use Parking Fees

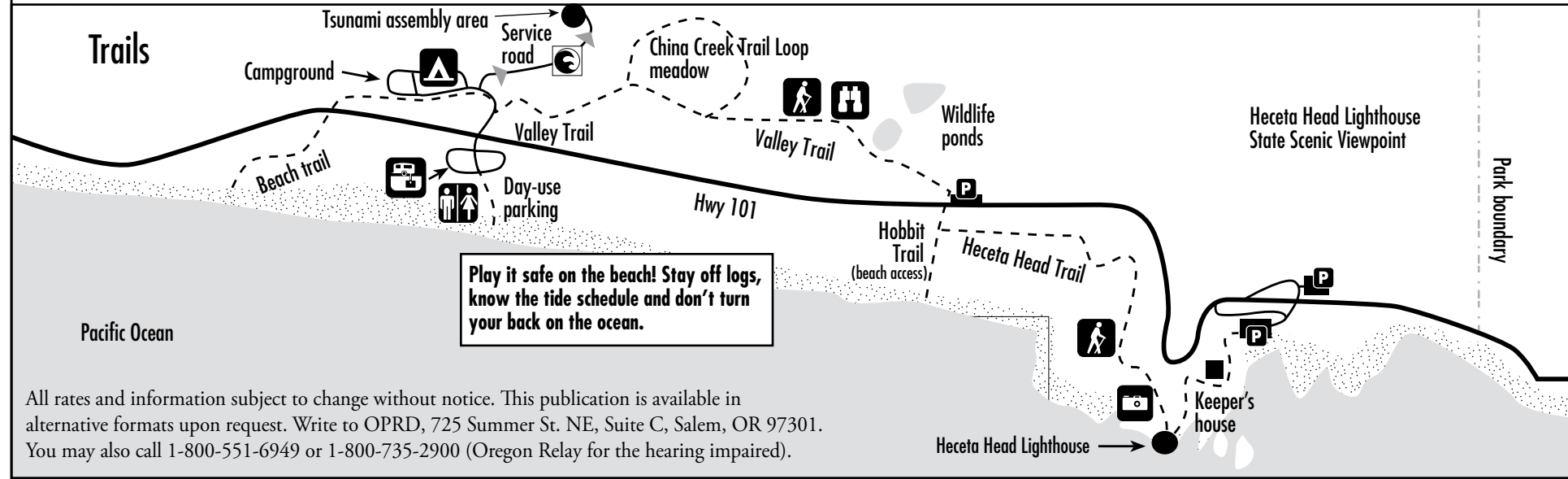
Day-use parking permits are required year round at Heceta Head Lighthouse State Scenic Viewpoint. A daily, 12-month or 24-month permit, an Oregon Coast Passport, or a valid state park camping receipt is required. Purchase daily permits from a machine near the park entrance. The 12-month and 24-month permits are sold at most major state park offices.



Carl G. Washburne Memorial



Key	
23 (30)	Full hookup site (site length in feet)
31 (48)	Electric site (site length in feet)
A11	Tent site
[Yurt icon]	Yurt
[Wheelchair icon]	Accessible facility
[Camping icon]	Accessible camping
[Shower icon]	Shower
[Restroom icon]	Restroom
[Viewpoint icon]	Viewpoint
[Walking trail icon]	Walking trail
[Phone icon]	Phone
[Question mark icon]	Information
[Exhibit icon]	Exhibit information
[RV icon]	RV waste dump
[Garbage bin icon]	Garbage bin
[Firewood icon]	Firewood
[Recycling icon]	Recycling center
[P icon]	Parking
[Wildlife icon]	Wildlife viewing
[Dashed line icon]	Trails
[Evacuation route icon]	Tsunami evacuation route



Please help make camping here a safe and enjoyable experience by following these and other park rules:

- Campground quiet hours are between 10 p.m. and 7 a.m.
- Vehicles must be parked on paved areas only.
- Bicycles are permitted on park roads, but ride them with the traffic flow. Riders under age 16 must wear helmets.
- Pets must be physically restrained at all times when not confined in a vehicle or tent. Leashes must be no longer than six feet. All waste must be properly removed. (See our "Pets in Parks" brochure for details.)

Check-in after 4 p.m., **Check-out** by 1 p.m.

All rates and information subject to change without notice. This publication is available in alternative formats upon request. Write to OPRD, 725 Summer St. NE, Suite C, Salem, OR 97301. You may also call 1-800-551-6949 or 1-800-735-2900 (Oregon Relay for the hearing impaired).