













Ridgefield National Wildlife Refuge



Ridgefield National Wildlife Refuge

-  Refuge Units Open to the Public
(See Regulations about Closed Areas within these Units)
-  Refuge Units Closed to the Public
-  Refuge Waterfowl Hunt Area
(Consult Refuge Office for Regulations)
-  Refuge Headquarters
-  Parking
-  Restrooms at Carty Unit, River "S" Unit and Observation Blind Parking Lots
-  Oaks to Wetlands Hiking Trail (2-miles)
Open Year-round
-  4.2-mile Auto Tour Route
-  Observation Blind
-  Kiwa Seasonal Hiking Trail (~1.5 miles)
Open May 1 - Sept. 30
-  Kayak/Canoe/Boat Route
(No launching facilities or routes located on the Refuge.)
-  Horses, Bikes, Pets, and Jogging are not allowed on the Refuge.

